
RoboCup Standard Platform League (NAO) Rule Book

RoboCup Technical Committee

(2018 rules draft, as of April 9, 2018)

Questions or comments on these rules should be mailed to
`rc-spl-tc@lists.robocup.org`.

Contents

1	Setup of the Environment	1
2	Robot Players	5
3	Game Process	10
4	Forbidden Actions and Penalties	24
5	Judgment	33
A	The Official RoboCup Competition Rules	35
B	Mixed Team Tournament	39
C	General Penalty Kick Challenge	40
D	Changes From 2017	42
E	Future Changes	43

1 Setup of the Environment

1.1 Field Construction

The soccer field consists of 8mm artificial turf mounted on a flat wooden base with a total area of length 10.4 m and width 7.4 m. Care should be taken to ensure the field is as flat and level as possible. Additionally, the wooden base should be well supported and should not give when humans stand or walk on it.

The dimensions of the soccer field are shown in Figure 1. Note that the penalty cross is a cross and there is a dash at center field. White field lines should be made of the same 8mm artificial turf, but in white (i.e., made of white artificial turf and not painted).

The construction and placement of the goals is depicted in Figure 2 and Figure 3. The support structure for the net shall be made with small black, white, or gray bars or cylinders. The support structure shall be constructed exactly as shown in Figure 3.

1.2 Field Colors

The colors of the soccer field are shown in Figure 4. All items on the RoboCup field are color-coded:

- The field (artificial turf) itself is green (color is not specified, but it should not be too dark).
- The lines on the field are white. They should be made from white artificial turf.
- Goals (cf. Figure 3). The posts and top cross bar of both goals are white. The net and the support structure for the net are white, gray, or black.

1.3 Lighting Conditions

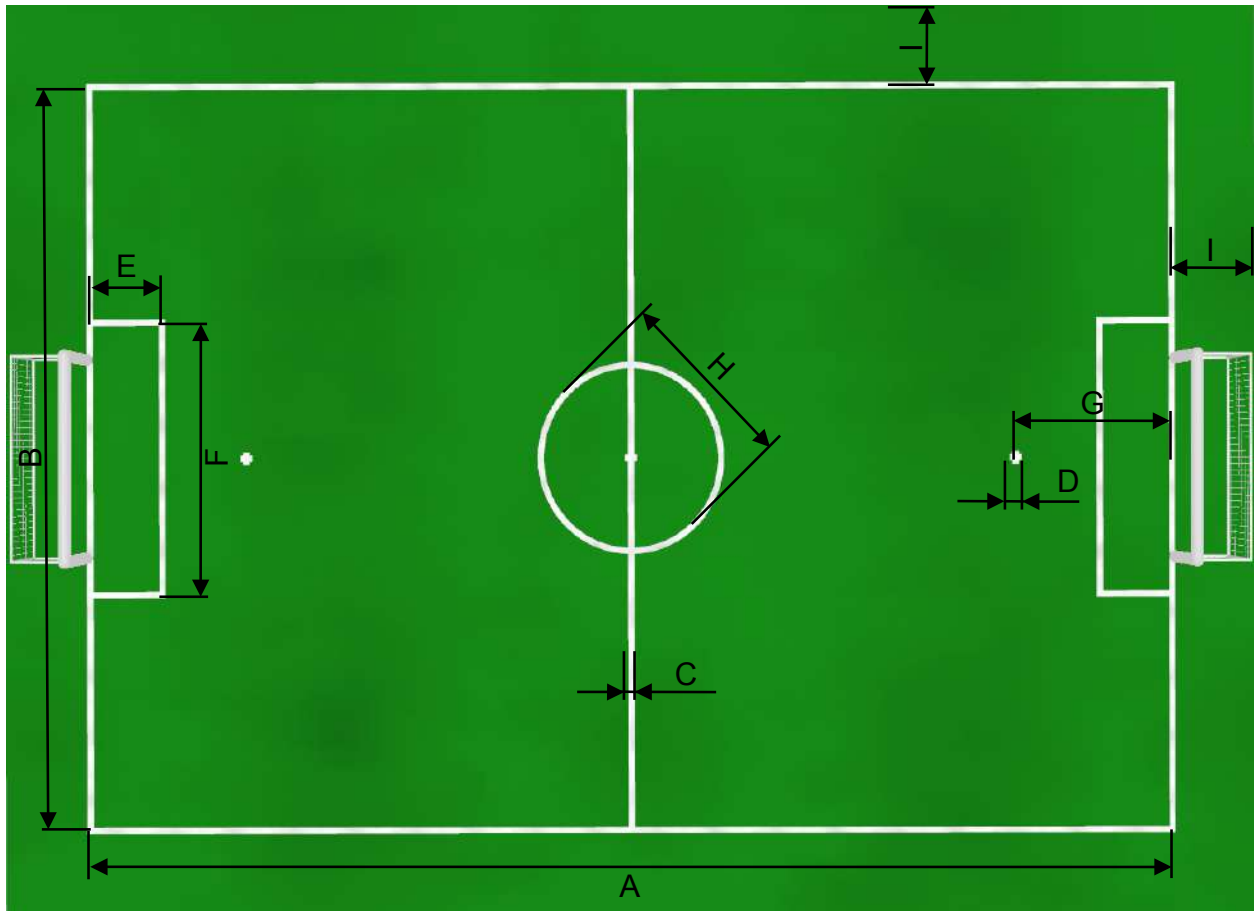
The lighting conditions depend on the actual competition site. As the league moves towards natural lighting conditions, SPL fields will be placed near or under windows where possible. Whether or not window lighting is used, ceiling lights will be provided as necessary to ensure that most of the field is never darker than 300 Lux (400 Lux preferred) during competition venue opening hours. Local organizers should discuss with the technical committee if additional lighting will be needed to meet the minimum lighting requirements.

Lighting is not required to be even and hotspots may occur on the fields. The lighting design (comprising both natural and artificial light sources) shall aim to limit the lighting ratio between

the brightest and darkest patches on the field to less than 10 : 1. In general, lighting irregularities, including changes that occur during the competition, are acceptable and will not be cause for delay. Such irregularities may include sun streaming through windows, light bulbs turning off, light bulbs being replaced, etc.

1.4 Venue Setup

Fields may be located close to one another. Barriers will not necessarily be constructed between adjacent fields to block the robots from seeing other fields, goals, or balls. However, barriers will



ID	Description	Length (in mm)	ID	Description	Length (in mm)
A	Field length	9000	E	Penalty area length	600
B	Field width	6000	F	Penalty area width	2200
C	Line width	50	G	Penalty cross distance	1300
D	Penalty cross size	100	H	Center circle diameter	1500
			I	Border strip width	700

Figure 1: Schematic diagram of the soccer field (not to scale) and corresponding dimensions in mm. Note that measurements on this diagram are made to the center of lines.

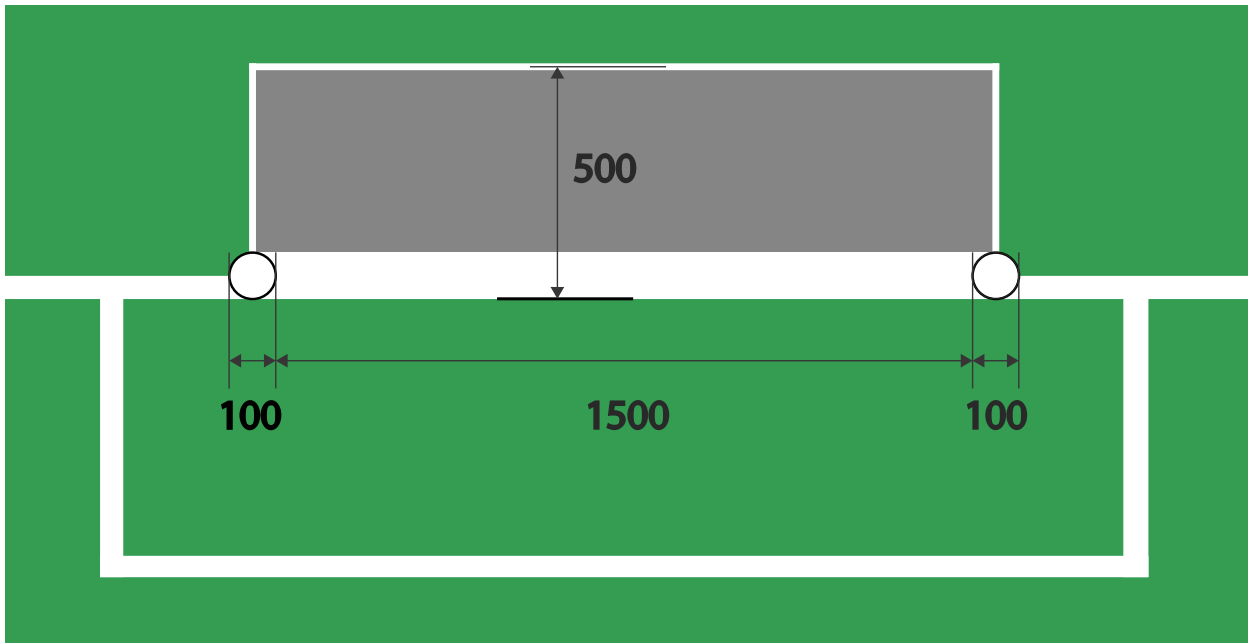
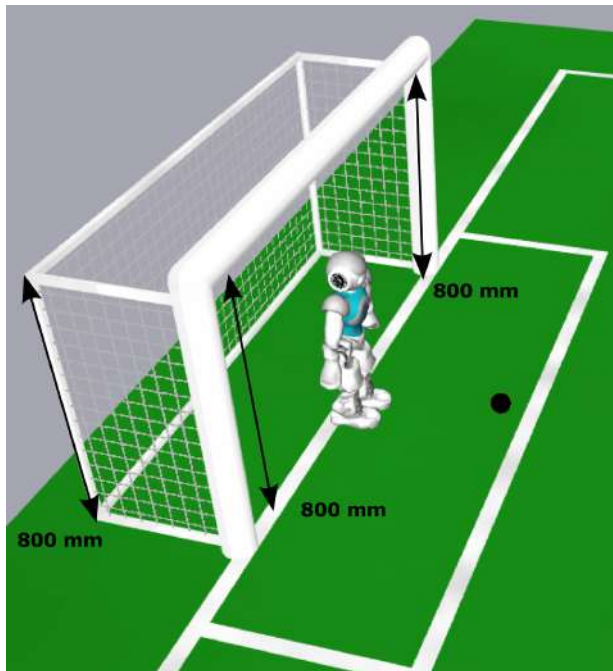


Figure 2: Dimensions of the goal (in mm), viewed from above, and its placement on the field.



The goalposts and crossbar are made from 3 white cylinders with a diameter of 100 mm. The net:

- has a height of 800 mm
- is of white, gray or black color
- is tightly supported via the support structure, in a way to minimize interference with the goal keeper
- has a weave with holes smaller than the ball diameter.

Figure 3: Appearance and dimensions of the goals.

be constructed to block sight between any fields that are not located at least three meters apart. Hence, for each side of a field that is adjacent to another field, either barriers will separate the fields or at least three meters will be between the carpet of adjacent fields.



Figure 4: Field colors and layout.



Figure 5: A NAO and the official ball.

1.5 Ball

The official ball is a soft foam ball with a black and white soccer ball print (see Figure 5). They are 100 mm in diameter and weigh 44 grams. These balls are available by writing to info@sportpaint.de (in German or English) and asking to order the "pu schaumstoffball 10cm 100ss". Each ball costs EUR 2.50 plus shipping, where shipping cost depends on the destination.

2 Robot Players

A match is played by two teams, each consisting of not more than **5** players. At most one player may be designated as *goalkeeper*, the others are all *field players*.

2.1 Hardware

All teams must use gray, red, blue, or orange plated NAO humanoid robots manufactured by Soft-Bank Robotics.

Absolutely no modifications or additions to the robot hardware are allowed. No additional hardware is permitted including off-board sensing or processing systems. Additional sensors besides those originally installed on the robots are likewise not allowed. The only exceptions are:

- Setting the passive wrist joints to a fixed position either with glue or a transparent or white duct tape.
- Protecting the fingers with white finger protectors provided by the manufacturer or with transparent or white duct tape.
- A memory stick may remain in the head during operation. Only ordinary USB flash memory keys that sit flush or recessed to the head casing may be utilized. Other USB dongles or devices, as well as memory sticks that are not flush or recessed, are not permitted.

A computer will be provided by the event organizers for the purpose of sending GameController messages to the robots.

2.2 Goal Keeper

The goal keeper is allowed to touch the ball with its arms/hands only while it is within its own penalty area. It always has the jersey number “1”.

2.3 Field Players

Each of the four field players has a jersey number from the set $\{2, 3, 4, 5, 6\}$. However, by default, the number “6” should only be used for a substitute that enters the game later.




Figure 6: Team markers. a) Front view. b) Side view. c) Back view.

2.4 Team Markers

Robots use colored jersey shirts as team markers. Each jersey shirt has a player number (1-6) printed on it. The team markers are worn as shown in Figure 6.

Teams may use jerseys purchased at RoboCup 2013 or RoboCup 2014 (magenta and cyan solid colors) or they may design and manufacture their own jerseys. Teams opting to design and manufacture their own jerseys may design jerseys in any color (multi and many color jerseys are acceptable), but must follow these guidelines:

- Jerseys should be the tank top style used at RoboCup 2013/2014 and should cover approximately the same areas of the robot as shown in Figure 6. The torso LED must be clearly visible. Jerseys may include the sonar panel used in the 2013/2014 jerseys, although this is not required.
- Jerseys must have a primary color that comprises at least 70% of the jersey.
- Jerseys should not contain distractors, such as large pictures of SPL balls or white stripes on green jerseys.
- All players on a team must wear identical jerseys, including the goalkeeper.
- A team must wear the jerseys that it starts a game in for the entire game.
- Jersey material must be non-reflecting, non-shiny, and non-textured. Material that is glittery is also not appropriate.
- Jerseys should be numbered 1-6 on both sides. The numbers must be large and **easily** recognized by humans.
- Teams must have two sets of jerseys that are significantly different in terms of their primary color.

-
- Designs must be submitted to `rc-spl-tc@lists.robocup.org` for approval by May 1, 2018. If the team has jersey prototypes, they should submit close-up images of a robot wearing the jersey - these images should be taken from front, back, and side angles. If the team has no prototypes, then designs depicting the expected jersey should be submitted. All images and designs should be submitted in pdf or jpg format. If a team does not submit designs by the deadline, they must either use their approved jerseys from RoboCup 2015/2016/2017 or use the magenta and cyan jerseys from RoboCup 2013/2014 (and find a way to obtain these jerseys for themselves).

Each team must designate a ‘home’ color and an ‘away’ color when asked about one month before RoboCup. Teams must wear their ‘home’ jerseys when they are ‘home’ (the first team listed on the schedule). Teams will wear their ‘home’ jersey when they are ‘away’ (the second team listed on the schedule) as well, unless either the head referee or the GameController program believes the jerseys of two competing teams are too similar. In this case, the ‘away’ team will then wear their ‘away’ jersey.

Some teams wish to include additional information or logos on their robots. The following are allowable:

- Attaching player numbers to the heads and/or legs of the robots. These numbers should be black with a white background, and should correspond to the number on the robot’s jersey.
- Adding sponsor or team logos to the upper legs of the robots (cf. Figure 7). A box drawn around the non-white area of these logos must not cover more than a 25 cm² area. At most one logo may be attached per leg — if you wish to attach more than one logo per leg, email the Technical Committee at least two weeks before the competition. Depending on the size and design of the logos, this may be allowable.
- Adding small black and white stickers to the torso of the robots stating the name of the robot, the name of the team, or similar information. These stickers must be small and mostly white.

2.5 Communications

The robots must play without human control. Communication is only allowed among robots on the field and between the robots and the GameController.

2.5.1 Non-Wireless Communications

In general there are no restrictions on communication between robots in play on the field using visual signalling (e.g. gestures) or the robot’s built-in microphones, speakers, and infrared transceivers. However, communication that causes excessive discomfort to an audience, affects the safety of an audience, or violates normal playing rules is not permitted.

2.5.2 Wireless Communications

The only wireless hardware allowed to be used by the teams are the wireless network cards built into the NAOs, and the access points provided by the event organizers. All other wireless hardware must be deactivated. A team may be disqualified if one of the team members violates this rule.

Each team will get a range of IP addresses that can be used both for their robots and their computers. The network configuration (e. g. IP addresses, channels, SSIDs, and required encryption) of the fields will be announced at the competition site.

Wireless robot-to-robot communication among the robot players is allowed, as long as it uses the access points provided by the event organizers (using the so-called ad-hoc mode is prohibited), messages are sent via UDP, the SPL standard message packet is used, and not more than three messages per robot per second are sent¹. The SPL standard message packet is specified in the header *SPLStandardMessage.h* that is distributed with the latest GameController release. Each team will be assigned a range of IP-addresses that can be used for direct robot-to-robot communication. Each team will also be allocated a single UDP port on which broadcast will be permitted. Specifically, a team's port will be 10000 plus that team's GameController number.

Teams and their robots must not listen into another team's communication.

Robots are not allowed to be connected to access points of fields that are currently running official games of other teams.

The GameController will use UDP to connect to the robots. The source distribution of the GameController provides the header file *RoboCupGameControlData.h* that defines all messages sent by the GameController to the robots. They correspond to the *robot states* described in Section 3.2.

¹Official status packages that are sent to the GameController can be sent in addition to these three messages.



Figure 7: Example Sponsor/Team Logo placement on legs.

Robots send status updates (defined in *RoboCupGameControlData.h*) to the GameController. These return packets must be addressed directly to the GameController PC (i.e. not broadcast) and sent on the GameController return UDP port specified by the symbol `GAMECONTROLLER_RETURN_PORT` in *RoboCupGameControlData.h*.

The use of remote processing/sensing is prohibited.

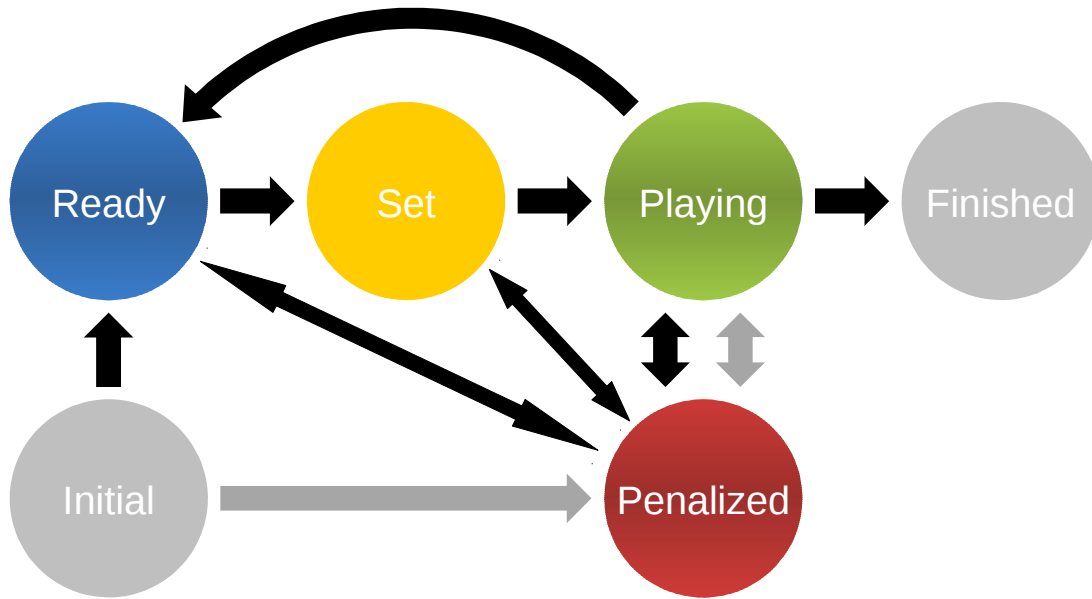


Figure 8: Robot states. Button interface transitions are shown in gray. GameController transitions are shown in black. However, any transition possible can actually be sent by the GameController.

3 Game Process

3.1 Structure of the Game

A game consists of three parts, i. e. the first half, a half-time break, and the second half. Each half is 10 minutes counted from the initial kick-off. The half-time break is also ten minutes — during this time both teams may change robots, change programs, or do anything else that can be done within the time allotted.

The teams will change the goal defended during the half-time break.

3.2 Robot States

Robots can be in six different *primary* states (cf. Figure 8). If the wireless is available, these states will be set by the GameController. Teams must implement code to receive and correctly respond to wireless GameController packets, and also give indication of the game state, team color, and the kickoff state. *If a robot does not respond to either the GameController or the button press interface, then it is not included in the game (technically via a ‘Request for Pick-up’), and the game starts without the offending robot.*

Initial. After booting, the robots are in their *initial* state. The robots are not allowed to be moving in any fashion besides initially standing up. Shortly pressing the chest button will switch the robot to the *penalized* state.

Ready. In this state, the robots walk to their legal kick-off positions (cf. Section 3.6). They remain in this state, until the head referee decides that there is no significant progress anymore (after a maximum of 45 seconds). This state is not available if only the button interface is implemented.

Set. In this state, the robots stop and wait for kick-off (cf. Section 3.6). If they are not at legal positions or are fallen and laying in a standing position on the ground, they will be placed manually by the assistant referees to the positions shown in Figure 9. They are allowed to move their heads or get up if fallen before the game (re)starts but they are not otherwise allowed to move their arms or legs or locomote in any fashion. Penalties such as inactive robot, fallen robot, etc may be called as needed. This state is not available if only the button interface is implemented. Robots that do not listen to the GameController will be placed manually. Until the game is (re)started, they are in the *penalized* state. The penalty time counter is frozen during this state. Note that all robots, that were removed with the standard removal penalty do not get positioned manually but have to wait to get unpenalized.

Playing. In the *playing* state, the robots are playing soccer. Shortly pressing the chest button will switch the robot to the *penalized* state. During the *playing* state, the GameController can activate the substates *pushing free kick* or *goal free kick* (see Section 3.8).

Penalized. A robot is in this state when it has been penalized. It is not allowed to move in any fashion, i. e. also the head has to stop turning. Shortly pressing the chest button will switch the robot back to the *playing* state.

Finished. This state is reached when a half is finished. This state is not available if only the button interface is implemented.

The GameController Playing signal will be delayed by 15 seconds. The referee will announce the start of the Playing state with a short whistle blow. The referee may choose to use any normal sports whistle. Robots that begin moving their legs or locomoting in any fashion during *set* (i. e. before the referee blows the whistle) will be penalized in place on the field via the “Motion in Set” (see Section 4.2) GameController signal (and moved back to their original position if they have moved significantly before becoming penalized) until the GameController transmits the *playing signal*. Note that responding to a whistle on another field, although unlikely and poor luck, will result in this penalty.

Teams that support the GameController can visualize whether the robot’s team has kick-off on the LED of the right foot (off/white) in the states *initial*, *ready* and *set*. The current game state should be displayed on the LED in the torso. The colors corresponding to the game states are:

- Initial: Off

-
- Ready: Blue
 - Set: Yellow
 - Playing: Green
 - Penalized: Red
 - Finished: Off

The current GameController requires robots to know both their team number and their robot number within the team. It is each team's responsibility to make sure this is correctly configured. It is recommended that the robot indicates its number within the team on bootup so that this can be easily checked at the start of the game.

3.3 Goal

A goal is achieved when the entire ball (not only the center of the ball) goes over the goal-side edge of the goal line, i. e. the ball is completely inside the goal area². The restart after the goal shall adopt the same rules as the kick-off.

Note that a goal can never be awarded when the last contact of the ball was with an attacking robot that played the ball with the arms/hands as defined in Section 4.12. However, an own goal may be scored by any defending robot playing with arms/hands.

Additionally, a goal can never be awarded when a team scores on themselves and there are no opponent robots on the field that are active (a definition of *active* is given in Section 4.9). In this case, the goal is not scored and the game will proceed with a throw-in (see Section 3.7).

3.4 Applying Penalties

See Section 4.4.

3.5 Initial Kick-off

The first kick-off at the start of each half is the initial kick-off. Before the initial kick-off, i.e. before the start of each half, all robots must be in the initial state and must be placed on the sidelines in their own half of the field. It is up to the team as to which sideline(s) and where exactly on the sidelines the robots are placed. Once the robots receive the *ready* signal from the GameController, they are to proceed as described in Section 3.6.

²The goal line is part of the field.

3.6 Kick-off

For kick-off, the robots listening to the wireless GameController run through three states: *ready*, *set*, and *playing*. Robots not listening to the GameController are simply penalized using the chest button and manually placed for kick-off³.

In the ready state, the robots should walk to their legal kick-off positions. These positions are always located inside their own side of the field. No player is allowed to touch the halfway line. The field players of the attacking team can walk to any position within their own half. The field players of the defending team can walk to any position within their own half, except for inside the center circle. Note that the "Illegal Defender" rule does apply here, as in all other states (see Section 4.15).

The robots have a maximum of 45 seconds to reach their positions. If all the robots have reached legal positions and have stopped, or if 45 seconds have passed, the robots will be switched into the *set* state, in which they must stop walking. Each robot that is not at a legal position at this point in time will be placed by the assistant referees in the closest manual position (see Figure 9) that does not already have a team mate within 1 meter. Robots that are legally positioned will not be moved by the assistant referees unless a manual position is requested by the team leader. In the case where the team leader requests manual placement, all robots on that team — including those penalized in place for "Motion in Set" but not those with other penalties — are manually positioned. However, the penalty persists for those players penalized for "Motion in Set". All robots that are still penalized for other infractions will stay at the sideline until their penalty time is over.

The legal positions for manually positioned robots are shown in Figure 9. The kicking-off robot is placed such that its feet touch the center circle (but are not inside it), right in front of the penalty mark. The goal keepers for each team are placed at the center of the penalty box, with their feet immediately in front of the end-line.

To assist the assistant referees in placing the robots manually when needed or requested, small Xs will be marked on the field using a black felt-tip pen in the spots where manually placed robots should go. These marks should be small, such that they are visible to humans but invisible to robots.

As autonomously placed robots are allowed to be much closer to the ball, successful autonomous placement results in a significant advantage over manual placement.

Just after the *set* state is called, the ball is placed on the center point of the center circle by one of the referees. If it is moved by one of the robots during Set it is replaced by one of the referees.

After the head referee has signaled the kick-off, the robot's state is switched to *playing* (again either by the GameController or manually), in which they can actually play soccer. The defensive

³Note that robots being manually placed because they are not listening to the GameController must still be placed in the restricted set of legal positions for manually placed robots. It is to a team's advantage to have their robots listen to the GameController.

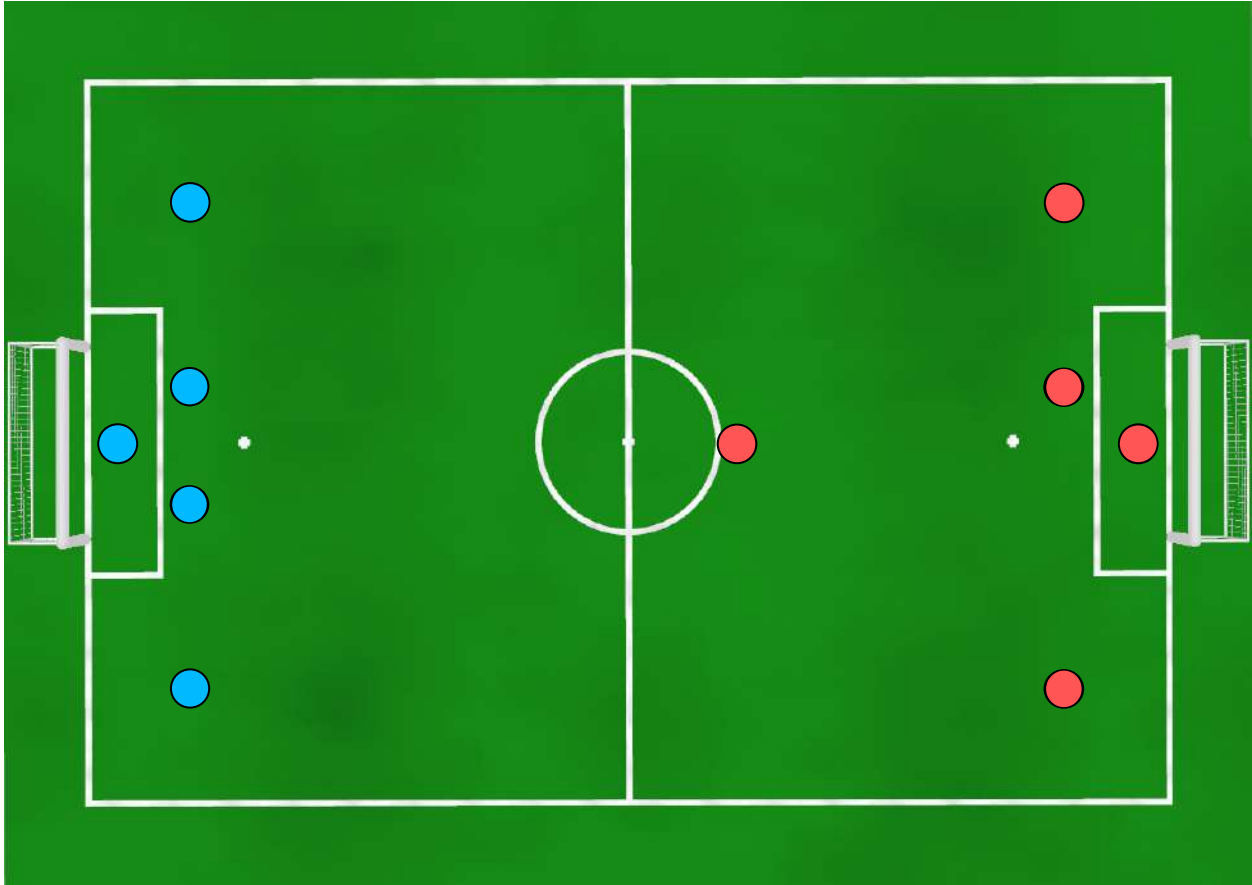


Figure 9: Manual setup for kick-off. The attacking team is on the right.

team must stay outside of the center circle until the ball is in play. The ball is in play once it is touched by the attacking team or once *10 seconds* have elapsed in the playing state. If a defensive player enters the center circle before the ball is in play, the “Illegal Defender” penalty is applied (cf. Section 4.15).

Note that in some cases a goal can not be scored from within the center circle on kick-off. See Section 4.7 for details.

3.7 Throw-in

A ball is considered to have left the field when there is no part of the ball over the outside of the boundary line (i. e. the line itself is in). If the ball leaves the field it will be replaced on the field by an assistant referee. There is *no* stoppage in play.

Throw-in lines will be marked (as dots at the end of the throw-in lines and short dashes along the line) by the technical committee at the start of competition with a felt-tip pen — these lines are intended to stay invisible to robots but provide a guide to referees. These two throw-in lines are




Figure 10: Goal Spot for goal line out on the lefthand side (blue) and the righthand side (red).

400 mm away from the sidelines and run parallel to them inside the playing area. Each throw-in line is 7m long.

If the ball goes over a sideline then the assistant referee will replace the ball back on the field on the throw-in line on the same side of the field as the ball went out of play.

The ball will be replaced on the throw-in line one meter back from the location of the kicking robot. We define ‘back’ as being towards the goal of the team that last touched the ball. Note that if the one meter placement would cause the ball to be placed off the end of the throw-in line, then it should be placed at the end of the throw-in line, and not beyond.

If the ball goes over an end-line then the assistant referee will replace the ball back on the field according to the following rules:

- If the ball was last touched by the defensive team then the ball is replaced on the closest endpoint of the throw-in line.
- If the ball was touched by the offensive team, a Goal Free Kick (see Section 3.8) is awarded to the defensive team, and the ball is placed on the Goal Spot on the same side of the centre field line that the ball was kicked-out. The Goal Spot is in line with the penalty spot and side-edge of the penalty box.

Balls are deemed to be out based on the team that last touched the ball, irrespective of who actually kicked the ball. In these examples, “red half of the field” refers to the half the red team is defending.

Example 1. The red goal keeper kicks the ball out the end of the field to the right of the goal. The ball is placed on the endpoint of the throw-in line to the right of the goal.

Example 2. A blue robot kicks the ball out the end of the field to the right of the goal the red team is defending. The ball is placed on the intersection of the penalty spot and the right side edge of the penalty box.

Example 3. A blue robot at midfield kicks the ball over the left sideline 2 meters into the red half of the field. The ball is replaced on the left throw-in line 1 meter into the blue half of the field (one meter behind the robot).

Example 4. A blue robot kicks the ball but the ball touches a red robot at midfield before leaving the field near the center line. The ball is regarded as out by red and therefore is replaced on the throw-in line 1 meter behind the red robot.

3.8 Free Kick

A Free Kick is initiated in two circumstances:

- In place of an end-line throw-in initiated by the offensive team, also termed a *Goal Free Kick*.
- A pushing penalty (see Section 4.11) awarded near the ball, termed a *Pushing Free Kick*.

If a team is awarded a Free Kick, the following procedure will apply:

1. The head referee will announce a Free Kick, calling "Foul <color><number>" for the pushing robot or "Goal Free Kick <team>" for the defensive team.
2. Game Controller will activate the substate for the Pushing Free Kick or Goal Free Kick, respectively. Note that in the case of the Pushing Free Kick the substate is activated automatically through the "Foul".
3. For a Goal Free Kick, the ball will be positioned by the assistant referee, on the Goal Kick Spot (see figure 10).
4. For a Pushing Free Kick, the ball will be left in place, and only repositioned in accordance with the pushing rules (see Section 4.11).
5. The team who is awarded the Free Kick has 30 seconds to complete the Free Kick.

6. During the Free Kick:

- (a) Only the team awarded with the Free Kick may approach within 0.75m to the ball. The robots of the other team have to move away from the ball (see Section 4.15).
- (b) Only the opposition Goal Keeper may remain within the 0.75m radius, provided that the Goal Keeper is within the Goal Box, and does not touch the ball.
- (c) Opposition robots that violate (a) or (b) are penalized with the "Illegal Defender" penalty (see Section 4.15 for details) which results in a standard removal penalty (see Section 4.5).
- (d) Additional penalties against any further robots, including Pushing, do not result in an additional Free Kick, but still use the appropriate removal penalty.
- (e) The game clock continues to count-down.

7. A Free Kick is deemed completed and play returns to normal if any of the following occurs:

- The team who has been awarded the Free Kick touches the ball. A robot getting up is exempt from this rule.
- The 30 seconds time period expires.
- The game time expires.

8. The head referee will announce a Free Kick is completed, by "Free Kick complete", and the GameController resumes the game state *playing*. Note that the substate will be automatically left after the 30 seconds time period expires.

3.9 Game Stuck

In the event of no substantial change in the game state for 30 seconds, this is considered a game stuck. "Substantial change" can consist of a robot seeing and moving towards the ball OR robots exploring the field (presumably in an attempt to find the ball).

The main referee has two options how to solve the game stuck and to reestablish the chance of progress in the game. The intention of the game stuck rule is to achieve progress with as little intervention as possible, i. e. the *Local Game Stuck* rule will be preferred, but only if there is a chance that its application will result in progress in the game.

3.9.1 Local Game Stuck

If one robot is preventing the game from proceeding — perhaps by circling the ball repeatedly without kicking the ball — it is recommended to improve progress by removing this one robot and the head referee should call a "Local Game Stuck" for this robot (see Section 4.3).

3.9.2 Global Game Stuck

If no robots have made progress towards the ball or began to explore the field in 30 seconds, Global Game Stuck should be called on the team whose robot is not nearest the ball.

Once the referee calls Global Game Stuck, players enter the Ready state, and a new kick-off is awarded to the team that was closer to the ball when the Global Game Stuck was called. A global game stuck can only be called if at least one robot has touched the ball since the previous kick-off.

3.10 Request for Pick-up

Either team may request that one of their players be picked up (called “Request for Pick-up”). Players in the Playing state may only be picked up for hardware failures. Players in all other states may be picked up for any reason.

Basically every change (hardware or software) is allowed during a request for pick-up. In particular, it is permitted to change batteries, fix mechanical problems, reboot the robots, and change configuration files. It is discouraged to change the robot’s control program, **but not forbidden**. It is also allowed to replace a broken robot by a substitute robot.

Any strategic “Request for Pick-up” is not allowed, i.e. gaining an advantage by removing the robot from the game. In this case, the head referee will indicate when the robot is no longer affecting play and can be removed from the field by an assistant referee.

To prevent mistakes and confusion during games, only team leaders should make a “Request for Pick-up”, and only one designated person per team shall accept the robot from the referee, and hand it back after fixing the problem. The returning robot may be returned following the normal replacement procedure at any point within Ready or Set states. In Playing, the robot may return once at least 45 seconds have elapsed since the robot was removed from play. Note that this penalty does not follow the standard removal procedure, and hence do not count towards the incremental penalty count.

The robot should be returned to the assistant referees in the *penalized* state.

3.11 Request for Timeout

Each team can call a **maximum of 1 timeout per game** with a total time of no more than **5 minutes**. During this time, both teams may change robots, change programs, or anything else that can be done within the time allotted. During normal game time, a team may call a timeout at any stoppage of play (after a goal, stuck game, before a half, etc.). Alternatively, a team may call a timeout before a penalty shootout if they have not used their timeout yet (see 3.16).

The timeout ends when the team that called the timeout says they are finished, at which time they must be ready to play. The other team must be ready to play at the time the timeout runs out, or **2 minutes** after a prematurely called end of the timeout, whichever is earlier. If the other team is not ready to play in time, it has to call a timeout of its own.

The clock stops during timeouts, even during the preliminaries.

After the completion of the timeout, the game resumes with a kick off for the team which did not call the timeout.

If a team is not ready to play at the assigned time for a game, the referee will call the timeout for that team. After the expiration of such a timeout, if the team is still not ready to play then the referee shall start the game with only one team on the field. The team that was not ready can return its robots to the field as per the rules for “Request for Pick-up”. If both teams are not ready, the referee will call timeouts for both teams. This “double timeout” expires after 10 minutes.

3.12 Referee Timeout

The head official may call a timeout at any stoppage of play if he or she deems it necessary. A referee timeout should only be called in dire circumstances — one example might be when the power to the wireless router is down. However, when and whether to call a referee timeout is left up to the head referee.

Referees may call multiple timeouts during a game if needed. Teams may do anything during these timeouts, but they must be ready to play **2 minutes** after the referee ends a timeout. The referee should end the timeout once he or she believes the circumstance for which the timeout was called has been resolved. In cases where the circumstance for which the timeout was called is not resolved within 10 minutes, the chair of the technical committee should be consulted regarding when/if play should continue.

The team who would have kicked off if the timeout had not been called shall kickoff when the game resumes.

3.13 Extra Time

The head official may decide to add time to the clock if a substantial delay (such as an enormous wireless delay) causes excessive game time to be lost. The decision to add time to the clock should be made immediately after the incident. The person working the GameController should execute this addition of time using the GameController interface.

3.14 Mercy Rule

A game will conclude once the game score shows a goal difference of 10. Ending the game is mandatory once a goal difference of 10 is reached.

3.15 Rules for Forfeiting

Teams who do not make a good faith effort to participate in a scheduled game are considered to forfeit the game.

If a team notifies the technical committee that they wish to forfeit less than two hours before their scheduled game time, simply fails to show up for their game, or decides during their game that they wish to forfeit, then the opposing team will play the match against an empty field. However, any own goals will not be scored. Hence, after an opponent forfeits, the team playing against an empty field cannot do worse than they were doing at the time the opponent decided to forfeit. Teams may choose to forfeit at any stoppage of play. However, once a forfeit is announced, they may not reverse this decision.

If a team notifies the technical committee that they wish to forfeit at least two hours before their scheduled game time, the following procedure will be followed.

- If a team chooses to forfeit a match in the round robin games the other team plays the match against an empty field. However, any own goals will not be scored.
- If a team chooses to forfeit in a knock-out game which it reached directly after a round robin group, it will be replaced by its runner up in that round robin group.
- If a team chooses to forfeit in a knock-out game which it reached after a previous knock-out game (e.g. semi final after winning the quarter final), it will be replaced by the team that it eliminated in the previous round.
- If a team chooses to forfeit the final and the final is scheduled to occur after the 3rd place game, it will be replaced by the 3rd place winner, and the 4th place team will become 3rd place. No new 4th place will be selected.
- If a team chooses to forfeit the final and the 3rd place game is scheduled to occur after the final, it will be replaced by the team that lost to the forfeiting team in the previous semifinals. No 3rd place game will be played.

Note that there are a few unlikely cases that are not covered by these rules. If a situation is not covered by these rules, the technical committee and the organizing committee will work together to make a decision.

Any forfeit will result in a qualification penalty being recorded (Section A.7) but the circumstances of the forfeit will affect the severity of the offence and the impact on future qualification.

3.16 Penalty Kick Shoot-out

A penalty kick shoot-out is used to determine the outcome of a tied game when an outcome is required (for example, when team progression is tied on all tie-break factors, during the promotion round, intermediate round, quarter finals, semi finals, third place or final). There will be a five minute break between the end of the game and the start of the penalty kicks.

All penalty shots are taken against the same goal⁴. At all stages of the competition, the penalty kick shoot-out will consist of three penalty kicks per team. A team that has scored the most goals at the conclusion of these will be declared the winner. A winner can also be declared before the conclusion of the penalty shoot-out if a team can no longer win, for example, a team requires 2 goals to win but only has 1 attempt remaining. If the two teams remain tied after three penalty kicks, then a sudden death shoot-out will follow until a definite winner is found.

Robots that will not participate in the shootout must not be on the wifi network and must stay outside of the field.

Teams are allowed to switch to specially designed software for a penalty kick. No robot code or configuration changes are allowed after the start of the penalty shootout. No timeouts may be called during the penalty shootout. However, a team may request a timeout before the penalty shootout starts if they have a timeout remaining for this game.

Before the penalty shootout begins, each team must hand over to referees up to 6 prepared robots that may participate in the penalty shootout (including replacements). No robots may be added once the penalty shootout starts. All participating robots must be wearing the correct jersey for their player (1-6) and no duplicate numbers are permitted. Before each penalty kick, both teams are allowed to select which of the robots they have handed over will participate (as goal keeper or striker) in the penalty kick. Only team leaders should communicate the requested robot selection to referees by handing the referee a card with their chosen number privately before each kick. After both teams have selected their player, the GameController operator selects the requested striker and goalie robots from the opposing teams and the GameController communicates that all non-selected robots are substitutes and should remain inactive.

The procedure for each of the first 3 attempts is described in Section 3.16.1. If after three penalty kicks by each team there is no result (that is, each team has scored the same number of goals), then the decision will be made by the following sudden death shoot-out procedure in 3.16.2.

3.16.1 Penalty Kick

A penalty kick is carried out with one striker robot and one opposing goal keeper. The first (left) team in the GameController will perform the first penalty kick.

⁴Which goal to take for the shoot-out is decided by in accordance with the teams, or otherwise by a coin toss.

Referees place the ball, the striker robot, and goal keeper. The ball is placed on the penalty spot closest to the goal being defended. The striker robot is positioned 1 meter behind the penalty spot, facing the ball and the goal. (This striker position is denoted by a small dot made with a felt-tip pen.) The goal keeper is placed with its feet on the goal line and in the center of the goal.

Neither robot shall move their legs before the penalty kick starts. Movements of the robot's head and arms are allowed as long as the robot does not locomote. Technically, the robots are in the *set* state when waiting for the penalty kick to start. The robots are started by switching to the *playing* state.

If a robot is not responding to GameController it is in the *penalized* state when waiting for the penalty kick to start. In this case, the robot is started by switching to playing state using the button interface. When the penalty shot is over, the robot is switched back to the penalized state using the button interface. Only the referees may operate the button interface and no non-standard or extra button sequences are permitted. Robots that are not receiving from GameController must determine their role in a penalty shot (goal keeper or striker) independently, e. g. using location awareness.

The striker robot is only allowed to contact the ball once. The time limit for the striker is 30 seconds after the penalty kick starts. The ball must be in the goal within this time limit in order to count as a goal.

A penalty shot is over when the ball has come to a full stop after the first contact by the attacking robot. The goal is in favor of the attacking team if a goal has been scored, or in favor of the defending team if the goal keeper successfully blocked the shot, if the ball did not reach the goal line, or if the ball leaves the field.

The goal keeper is not allowed to leave the penalty area except to stand within its own goal. If the goal keeper violates this rule, then a goal will be awarded to the attacking team. Furthermore, the goal keeper is not allowed to touch a ball that is completely outside the penalty area, where the line is part of the penalty area. If the goal keeper violates this rule, then a goal will be awarded to the attacking team.

All the rules such as "Ball Holding", "Pushing" and others are also applied during the penalty kick. A goal keeper will not be penalized for inactivity during a penalty kick, provided its stiffness is on. Other penalties are applied as usual.

The attacking robot will be indicated by the GameController using the kick-off flag, i. e. the kick-off team is the attacking one.

3.16.2 Sudden Death Shoot-Out

The time limit for sudden death penalty shots is also 30 seconds.

These attempts will be timed (that is, for a goal scored, how long did it take to score the goal) and the distance will be measured if a goal is not scored (that is, what is the shortest distance between the final ball position and the goal line segment between the goal posts) by the referee. After these attempts, the game decision will be made as follows:

1. If only one team scores a goal, that team wins.
2. If both teams score a goal, then if one team is timed to have scored at least 2 seconds faster than the other team, the faster team wins. Otherwise, the sudden death shoot-out is repeated.
3. If neither team scores a goal, then the game decision is resolved as follows:
 - (a) A valid shot (the ball is touched once and remains on the field) beats a wide shot (the ball leaves the field) which beats no contact (the striker fails to touch the ball). For example, if one team executes a valid shot and the other executes a wide shot, the team executing the valid shot wins.
 - (b) If both teams execute a valid shot and if one team is measured to have moved the ball more than 50 mm closer to the goal than the other team, the closer team wins. Otherwise, the sudden death shoot-out is repeated.
 - (c) If both teams execute a wide shot, the sudden death shoot-out is repeated.
 - (d) If neither team has touched the ball during the shoot-out, the referee will toss a coin to decide the game.
4. If after 3 sudden death penalty shots there is still no winner, the referee will toss a coin to decide the game.

4 Forbidden Actions and Penalties

The following actions are forbidden. In general, when a penalty applies, the robot shall be replaced, not the ball. For penalties that are timed, the penalty time is considered to be over at half-time.

4.1 Locomotion Type

Robots should clearly demonstrate bipedal walking similar to human walking. Other types of locomotion involving other parts than feet (crawling etc.) are strictly forbidden. It is duty of the head referee to decide whether a robot's locomotion is appropriate. Robots using inappropriate locomotion types will be removed via 'Request for Pick-up' until they are able to show appropriate locomotion.

4.2 Motion in Set

Robots may not exit the Set state until either the referee's whistle is detected or a GameController Playing signal has been received. Players that leave the Set state prematurely will be called for "Motion in Set" and penalized in place on the field. They will then be unable to move until they receive the GameController Playing signal. Motion in Set penalties do not follow the standard removal procedure, and hence do not count towards the incremental penalty count.

4.3 Local Game Stuck

When Local Game Stuck is called, the nearest robot to the ball will be penalized and removed for 45 seconds. Local Game Stuck penalties do not follow the standard removal procedure, and hence do not count towards the incremental penalty count.

4.4 Penalty Procedure

When a robot commits a foul, the head referee shall call out the infraction committed, the primary jersey color of the robot, and the jersey number of the robot. The penalty for the infraction will be applied immediately by an assistant referee. The assistant referees should perform the actual movement of the robots for the penalty so that the head referee can continue focusing on the game. The operator of the GameController will send the appropriate signal to the robots indicating the infraction committed.

4.5 Standard Removal Penalty

Unless otherwise stated, all infractions in this league result in the removal of the infringing robot from the field of play for a particular amount of time, after which it will be returned to the field of play. This process is called the standard removal penalty, and a detailed description of the process follows.

When the head referee indicates a foul has been committed that results in the standard removal penalty, the assistant referee closest to the robot will remove the robot immediately from the field of play. The robot should be removed in such a way as to minimize the movement of the other robots and the ball. If the ball is inadvertently moved when removing the robot, the ball should be replaced to the position it was in when the robot was removed.

The operator of the GameController will send the appropriate signal to the robot indicating the infraction committed. If the wireless is not working and the penalty is timed, the assistant referee handling the robot will reset the robot into the *penalized* state for the duration of the penalty. After a penalty is signaled to the robot, it is not allowed to move in any fashion, such as being in the *initial* state. The removed robot will be placed outside of the field facing away from the field of play.

Unless otherwise specified, penalty times become incrementally longer each time a team commits any infraction. Specifically, the first infraction will result in a penalty time of 45 seconds, the second infraction (of any type) will result in a penalty time of 55 seconds, the third infraction (of any type) will result in a penalty time of 65 seconds, etc. During the *set* state the penalty time counter will not decrease.

The GameController will keep track of the time of the penalty. The operator of the GameController will signal the assistant referees when the penalty is 10 seconds from being over, so that one of them can place the robot in the half of the field which this robot's team is defending on the sideline that is farther from the ball. The robot should be placed close to the position where the penalty point projects on the sideline. This is illustrated in Figure 11.

If there is another robot already in this position, the robot should be replaced at a nearby location along the sideline. When finding a nearby location, locations away from the ball should be preferred, but they **must** still be in the robot's own half, so that the symmetry of the field can be resolved by the robot's localization system.

With approximately 5 seconds left before the penalty ends, the robot should be turned to face towards the opposite sideline.

When the robot is on the field again, the operator of the GameController will send the *playing* signal to it. If the wireless is not working, the assistant referee who placed the robot back on the field has to bring it into the *playing* state again.

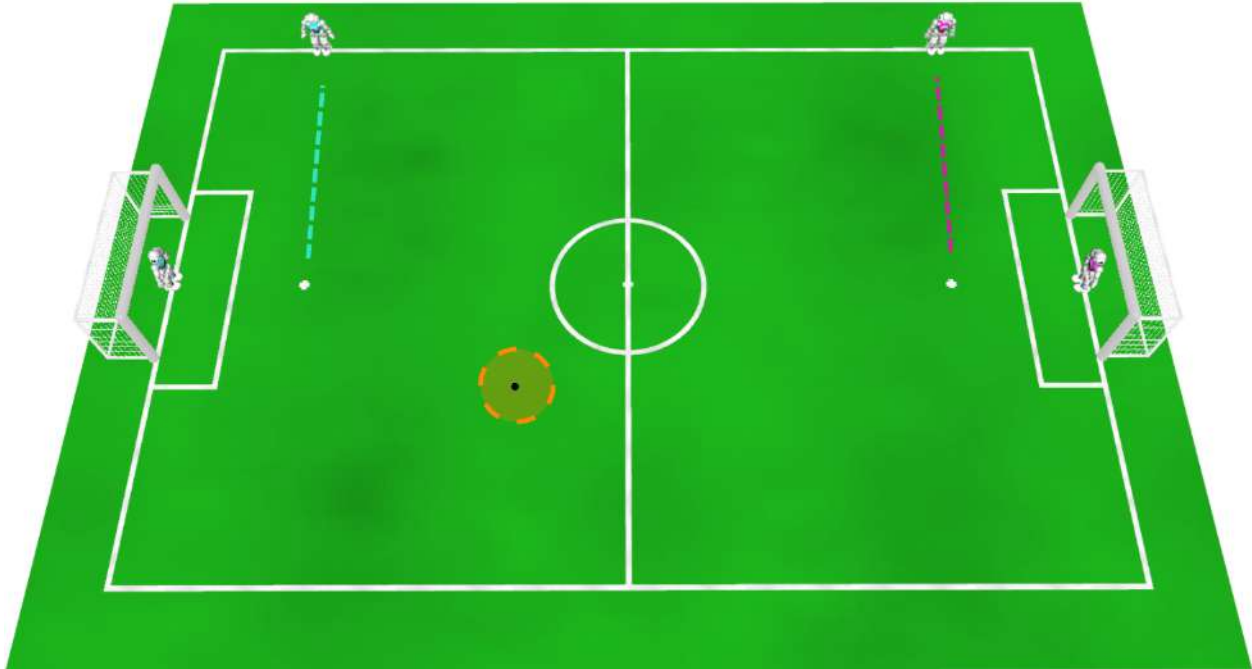


Figure 11: For robots coming back from a standard removal penalty, re-entry points lie in their own half, on the sideline on the side away from the ball.

4.6 Manual Interaction by Team Members

Manual interaction with the robots, either directly or via some communications mechanism, is not permitted. Team members can only touch one of their robots when an assistant referee hands it over to them after a “Request for Pick-up”.

4.7 Kick-off Shot

A “kick-off shot” — a shot taken by any of the two teams after a kick-off before the entire ball has left the center circle, including the boundary line — can usually not score a goal. There are two instances in which a “kick-off shot” may score: (1) if the ball touches a teammate of the kicking robot outside the center circle before entering the goal and (2) if a team scores an own goal.

Otherwise, if a kick-off shot enters the goal (either directly or via contact with an opponent), no goal will be scored and the standard removal penalty will be applied to the kicking robot. The ball will be put back to the place from which it was kicked. At this point, either team may attempt to shoot the ball on goal.

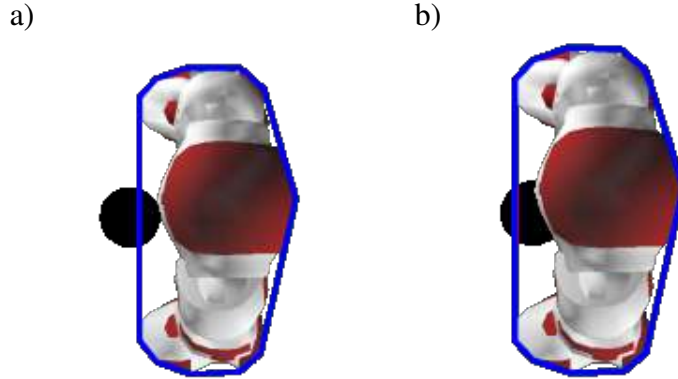


Figure 12: Examples for “Ball Holding”. The black circle is the ball, the blue polygon visualizes the convex hull of the robot’s projection onto the ground and the red area shows the occupied portion of the ball. Situations a) is legal, whereas b) violates the rule.

4.8 Ball Holding

The goal keeper is allowed to hold the ball for up to 10 seconds as long as it has one foot inside in its own penalty area. In all other cases (except those noted in Section 4.8.1), robots are allowed to hold the ball for up to 3 seconds. Holding the ball for longer than this is “Ball Holding” and is not allowed.

A robot which does not leave enough open space around the ball will be penalized as “Ball Holding” if that situation continues more than 3 seconds. The occupation of the ball is judged using the convex hull of the projection of the robot’s body onto the ground. “Enough open space” means that at least the half of the ball is not covered by the convex hull. It is not important whether the robot actually touches the ball.

Intentional continual holding is prohibited even if each individual holding time does not continue for up to the time limit. In general, robots should release the ball for approximately as long as they were holding it to reset the clock. Without a sufficient release, the continual holding is regarded as a continuous hold from the very beginning and the holding rule is strictly applied. The violation of this rule will result in the standard removal penalty (see Section 4.5 for details). The ball should be removed from the possession of the robot and placed where the foul occurred. If the robot that held the ball has moved the ball before the robot can be removed, the ball shall be replaced where the foul occurred.

Example. A robot holds the ball and before the referees can remove the robot, it shoots the ball into the goal. The goal will not be counted and the ball will be replaced where the robot held the ball.

4.8.1 Exceptions to the Ball Holding Rules

The following define situations where ball holding does not apply:

1. Ball holding may not occur when the ball becomes stuck between a robot's legs. In such a situation, the head referee should call 'clear ball' and an assistant referee should remove the ball and place the ball approximately where it was before it became stuck.
2. Ball holding may not occur when a robot falls on a ball. The robot will either get-up and hence free the ball, or the robot should be removed under the Fallen Robot rule.

4.9 Fallen or Inactive Robots

If a robot falls during the game, it should start executing a getup action within 5 seconds. If it does not commence a get up action within 5 seconds, it will be removed as per the standard removal penalty. A robot which is unable to autonomously stand up within 20 seconds after a fall will be removed and subject to the standard penalty. The goal keeper, inside its own penalty area, is the only robot permitted to 'dive' (that is deliberately fall in a way that might cause its torso, arms or hands) to intercept the ball. In all other cases, the robot should be programmed to attempt to remain upright – that is, supported by its feet.

A robot that has ceased activity for 10 seconds or has turned off will be removed by the referees and is subject to the standard removal penalty. A robot is active if it performs at least one of the following:

1. The robot walks in any direction, or turns.
2. The robot searches for the ball, or is looking at the ball.

Note: The intention of this rule is not to penalize robots simply for being stationary – provided they are not 'asleep' and have not 'crashed'.

4.10 Player Stance

Robots are not allowed to stay in a stance that is wider than the width of the robot's shoulders for more than 5 seconds. The robot is allowed to go into a wide stance as long as it comes back to a normal stance within 5 seconds. Staying in a wide stance for longer than 5 seconds will result in the standard penalty. If the robot has fallen down, it must start getting up within 5 seconds.

4.11 Player Pushing

Pushing is a forceful contact with another robot, i.e., enough to destabilize it, and is not allowed. In the following, the cases when pushing occurs as well as exceptions are specified in more detail.

If the ball moves significantly as the result of pushing, then it should be replaced to where it was at the time of the infringement.

A Pushing Free Kick is awarded against the robot penalized for pushing if:

- The robot is near the ball (approximately within 0.5m of the ball), and
- The robot that was pushed was actively involved in the play. (Examples of a robot "involved in the play" include directly contesting for the ball, assisting in the contest, providing a supporting role, or acting as a defender.)

A Pushing Free Kick is *not* awarded for pushing if:

- The pushing occurred off of the play, that is, away from the ball.
- The pushed robot was near the ball, but not involved in the play.

4.11.1 Exceptions to the Pushing Rules

The following define situations where pushing does not apply:

1. Pushing may occur **only** between players of different teams.
2. A stationary robot cannot be penalized for pushing, including a robot that is kicking, provided that the ball was close enough where a kick could have succeeded at the start of the kick motion.
3. A robot currently getting up cannot be penalized for pushing.
4. The goal keeper cannot be penalized for pushing while looking at or chasing the ball in it's own penalty area.
5. Front to front contact between robots with the ball between them does not constitute pushing.
6. Any robot proceeding to the ball whose side (i. e. arm, shoulder etc.) makes contact with another robot cannot be called for pushing. Even if the second robot is not proceeding to the ball.
7. A robot pushed by another robot can not simultaneously be called for pushing itself.

4.11.2 Contact between standing/walking Robots

The following forms of contact are considered pushing contacts except for the conditions in Section 4.11.1:

1. Any form of forceful contact that significantly destabilizes a robot, such that walking and/or kicking is impeded. Examples for forceful contacts include falling into another robot or walking carelessly into another robot at significant speed.
2. Walking into another robot for 2 seconds (even a fallen or getting up robot), even if the ‘force to push’ is minimal.

4.11.3 Contact Between More Than 2 Robots

Pushing should be called in the same way when multiple robots are in contact. The robot that is pushing will be called for a penalty regardless of how many robots of either team are in the area. This is to ensure that the team that is pushing is called for the penalty. If any of the exceptions apply to a robot in the group, that robot cannot be called for pushing.

4.12 Playing with Arms/Hands

Playing with arms/hands occurs when a field player (including a defender) or a goal keeper outside its own penalty box moves its arms/hands to touch the ball (except during a fall or get-up). A robot playing with arms/hands will be subject to the standard removal penalty and the ball will be replaced at the point where it contacted the arms/hands of the offending robot. If an own goal is scored as a result, the goal should count and the player should not be penalized.

Accidental playing with arms/hands when a robot falls or executes a get-up routine will not be penalized. If the ball goes out of play in this case, normal throw in rules will apply (Section 3.7). Similarly, if a goal is scored, the goal should count.

4.13 Damage to the Field

A robot that damages the field will be removed from the field for the remainder of the game. Similarly, a robot that poses a threat to spectator safety will also be removed from the field for the remainder of the game.

4.14 Leaving the Field

A robot that intends to leave the 7.4 m × 10.4 m carpeted area will be subject to the standard removal penalty (see Section 4.5). This penalty can already be called after a robot leaves the 6 m × 9 m playing field if the robot appears to be “lost”.

In addition,

- a robot that walks into the goal net for more than 5 seconds as well as
- a robot whose fingers become entangled in the net (without any time constraint)

will also be subject to the standard removal penalty.

4.15 Illegal Defender

Only two players can be within a team’s penalty area at the same time⁵. A robot is within the penalty area if any part of its body is touching the ground inside the penalty box or touching one of its lines. When any additional players (whether field player or goalkeeper) enter the area, they will be subject to the standard removal penalty (see Section 4.5). This is called the “Illegal Defender Rule”. Note that if an operational defender is pushed into the penalty area by an opponent, this robot will not be subject to removal unless it fails to exit the area within 5 seconds (or 5 seconds of getting up if the pushing led to falling). *This rule applies to all game states.*

If an illegal defender kicks an own goal, the goal is scored for the opponent. If there is any doubt about whether a goal should count (e.g. the illegal defender infraction is called, but the robot scores the own goal immediately afterwards, before it is removed) then the decision shall be against the infringing robot.

The “Illegal Defender” penalty is also applied to defensive players that enter the center circle after a kick-off before the ball is in play (cf. Section 3.6).

If a robot of the offending team does enter or not attempt to leave the 0.75m area around the ball after a Free Kick (see Section 3.8) was called, “Illegal Defender” is called as well. This rule does not apply for the goalkeeper robot within its own penalty area.

Note: The referee should not look for exact distances and rather penalize only those robots who clearly violate this rule. As a guideline, the robots of the offending team should clear the ball within 10 seconds.

⁵This means that if no goalkeeper is present, two field players may enter the penalty area to defend the goal.

4.16 Jamming

During the match any robot shall never jam the communication and the sensor systems of the opponents:

Wireless communication. As specified in Sect. 2.5.2, each robot is only allowed to send a limited number of UDP messages that have to comply with a predefined format. If a robot uses a different protocol or sends too many messages over a couple of seconds in a game, it will be disqualified for that game. If a teams violates this rule in multiple games, disqualification from the tournament (including technical challenges as well as the drop-in competition) as well as an entry in the penalty list will be the consequence. Except for the wireless cards and the access points provided by the organizers of the competition, nobody close to the field is allowed using 2.4 GHz radio equipment (including cellular phones and/or Bluetooth devices).

Acoustic communication. If acoustic communication is used by both teams, they shall negotiate before the match how they can reduce interference. If only one team uses acoustic communication, the robots of the other team shall avoid producing any sound. In addition, both the teams and the audience shall avoid intentionally confusing the robots by producing similar sounds to those used for communication.

Infrared communication. If infrared communication is used by both teams, they shall negotiate before the match how they can reduce interference (if at all). Both the teams and the audience shall avoid confusing the robots by producing similar infrared signals to those used for communication.

Visual perception. The use of flashlights is not allowed during the games. However, flash photography from the audience is allowable as long as the head referee believes the purpose of the flash is not to jam any of the robots.

5 Judgment

The referees are the only persons that are allowed on the carpeted area (i. e. the field and the border area).

5.1 Head Referee

The head referee signals game starts, restarts, and the case of *game stuck* by a single whistle. In general, the head referee first whistles and then announces the reason for the whistle. The only exception is the case of the kick-off, in which the reason for the whistle is obvious. The whistle defines the point in time at which the decision is made. In case of a local or global game stuck, this is also announced verbally. By two whistles, the head referee terminates the first half; by three whistles he terminates the second half, i. e. the whole game. Goals should be indicated verbally and by the head referee pointing with one arm towards the center of the field.

In the penalty kick shoot-out, the head referee keeps the time.

Any decision of the head referee is valid. There is no discussion about decisions during the game, neither between the assistant referees and the head referee, nor between the audience or the teams and the head referee. The main referee's decision is final and can not be changed afterwards by video proof.

5.2 Assistant Referees

The two assistant referees handle the robots and the ball. They start the robots if the wireless is not working, they move the robots manually to legal kick-off positions, they take the robots out when they are penalized, and they put the robots in again. If a team requests to pick up a robot, an assistant referee will pick it up and give it to one of the team members once the head referee approves. An assistant referee will also put the robot back on the field. An assistant referee will also replace the ball when it goes off the field or becomes stuck between a players feet. In addition, the assistant referees can indicate violations against the rules committed by robots to the head referee, so that the head referee can decide whether to penalize a certain robot or not. Assistant referees should only enter the field to execute a decision made by the main referee. They should not prevent robots from falling during the game.

5.3 Operator of the GameController

The operator of the GameController sits at a PC outside the playing area. He or she will signal any change in the game state to the robots via the wireless as they are announced by the head

referee. Please note that for the kick-off, the moment of whistling is determining, not the verbal announcement of the head referee. He or she will also inform the assistant referees when a timed penalty is over and a robot has to be placed back on the field. He or she should announce to the head referee when the ball is in play on kick-off (if this occurs because 10 seconds have elapsed in the playing state) by stating “Ball in Play”. The operator is also responsible for keeping the time of each half, i. e., he or she stops the clock after a goal or game stuck, and continues it at the kick-off⁶. The operator should count aloud the remaining seconds in a half once the time remaining is 5 seconds or less.

5.4 Referees During the Match

The head referee and the assistant referees should wear clothing and socks *of black or dark blue color* (blue jeans are acceptable) and avoid reserved colors for the ball, the goals, and player markings in their clothing. They may enter the field in particular situations, e. g., to remove a robot when applying a penalty. They should avoid interfering with the robots as much as possible.

5.5 A Remark on Artificial Landmarks

The head referee may decide at any point before or during a game to relocate any objects around the field, or direct persons to another position around the field.

The intent of using same-colored goals is to remove artificial landmarks. Robots should be able to localize with the SPL field and its “normal” surroundings. Introducing new team-specific artificial landmarks is against the spirit and intention of the league’s progress. The application of this rule needs to be well considered and should be reserved for situations which seem constructed by one team or another, but will ultimately be the head referee’s decision alone.

⁶The clock may not be stopped during the preliminaries.

A The Official RoboCup Competition Rules

This section contains rules that are not directly relevant for games and that may not apply at local opens. However, these rules will be upheld at the yearly international RoboCup competition.

A.1 Qualification Procedure and Code Usage

The qualification procedure as well as the corresponding deadlines will be announced by the Technical Committee before qualification applications are accepted.

The RoboCup Standard Platform League offers unique possibilities to use code from other teams. In spirit of the RoboCup every team is generally allowed to use code from other teams to push the league further with their own research. However, every participant of the RoboCup has to limit their code usage to ensure that their team contributes to the league. The code usage rules for every applicant are as follows:

- Every applicant has to bring a poster containing the team's contribution, focused on the current year, to the RoboCup event to share their contributions with the other teams.
- When their code is based on another team's code base, the applicant has to replace or add one major⁷ part with their own code for each year the other team's code base is used. The replaced parts have to be research publishable (or of equivalent scale and quality) to be considered contributions that warrant a qualification and have to be used in the competition.
- If a team that is otherwise eligible for qualification cannot provide sufficient evidence of the required contributions by the deadline for applications then that team cannot initially be qualified for RoboCup. In this case, the team may be given the opportunity to become qualified subject to providing evidence of the required contributions by the registration deadline of the RoboCup event.

Failure to meet one of the above requirements will result in a qualification penalty for the following year for qualified teams.

A.2 Game Structure

The clock stops during stoppages of play (such as ready and set state after goals) from the quarter-finals onward. In round robin pool play, a game can finish in a draw as no penalty shoot-out will follow. In the promotion round, intermediate round, quarter finals, semi finals, 3rd place or final, a game that ends in a draw will be followed by a penalty shoot-out (see Section 3.16).

⁷This refers to parts like object detection, localization or walking but explicitly not to a behavior that uses the other team's code base.

A.3 Winner and Rankings

The team which scored more goals than the other is the winner of the match. If the two teams scored the same number of goals, the game will be a draw. The draw will follow the same system defined in Section 3.1. Total (and final) standings will be decided on points as follows (the points will be given based on the result of each game):

Win = 3 pts

Draw = 1 pt

Lose = 0 pts

If a team's obtained points is the same as another team's after a round of pool play is complete, the following evaluations will be applied in order to qualify the finalists.

1. The points obtained
2. The difference between goals for and goals against per game
3. The average goals for per game
4. Game result between the teams directly

A.4 Champions cup and Challenge shield

In order to provide better matched games for teams of all abilities the RoboCup Standard Platform League shall be divided into two separate competitions: the Champions cup for the strongest teams and the Challenge shield for all other teams. Final assignment of teams to each competition occurs at RoboCup based on initial game performance.

There are 24 qualified teams.

All teams who qualify for participation in the RoboCup SPL are ranked on the basis of their previous year's RoboCup result in accordance with the ranking described in A.3. (New teams will be ranked equally below all previously competing teams. Teams that participated previously but did not participate in the previous year will be ranked above new teams but below teams that competed in the previous year.) The top 12 teams (by rank) will be Champions cup candidates and the remaining teams will be Challenge shield candidates.

All Champions cup candidates play a single qualifier round robin stage comprising 4 groups of 3 teams each. All Challenge shield candidates play a similar qualifier round robin stage also consisting of 4 groups of 3 teams each. Each Champions cup qualifier group will consist of one team ranked 1-4, one team ranked 5-8, and one team ranked 9-12. Each of the teams ranked 13-16 will be placed in a different Challenge shield group. Remaining Challenge shield qualifier group places will be filled by random selection from teams ranked 17-24.

The top 2 teams in each Champions cup qualifier group proceed automatically to the Champions cup proper. Similarly the lower 2 teams in each Challenge shield qualifier group proceed automatically to the Challenge shield. The 4 remaining Champions cup candidates (losers in each group) play the remaining Challenge shield candidates (winners in each group) in the so called promotion round and the winners of these games go the Champions cup while the losers go to the Challenge shield. Thereafter, the Champions cup and Challenge shield competitions shall proceed independently of each other and each will normally consist of a round robin stage, followed by an intermediate round and a knockout competition. In the intermediate round the second and third placed team of each group coming from the second round robin will play against a team from another group for a spot in the quarter final.

A.5 Referee selection and requirements

During pool play, the games will be refereed by members of teams from a different pool.

Each team has to referee a number of games. A schedule will be released specifying the games for which each team is required to provide two referees. Referees should report to the appropriate field at least five minutes before the game is scheduled to start.

If a team fails to provide two referees for a game in which they are scheduled to provide referees, it will be noted by the organizing committee and recorded as a **qualification penalty** (Section A.7).

For each of the games, a team will be required either to provide the head referee and the operator of the GameController, or the two assistant referees. The two teams assigned to referee a game shall decide among themselves which roles each team will fulfill. Note, however, that the head referee and the GameController should always be from the same team.

A team may swap their scheduled refereeing duties with another team, but the team listed on the referee schedule will be held accountable if referees fail to appear for a game they are scheduled to referee.

The requirement to referee may be an extreme hardship for extremely small teams. If a team believes providing two referees for games will be an extreme hardship, they must send an email explaining their situation to the Organizing Committee and Technical Committee at least two weeks before the first set up day of the competition. The Organizing and Technical Committees will then consider the request and attempt to find an acceptable solution.

Referees must have good knowledge of the rules as applied in the tournament, and the operator of the GameController must be experienced in using that software. Referees and the GameController should be selected among the more senior members of a team, and preferably have prior experience with games in the RoboCup Standard Platform league.

In each game, each of the teams playing shall be able to veto one and only one eligible referee with no reason required.

A.6 Subsequent Year Pre-Qualification Procedure

Up to 10 teams may become pre-qualified for the subsequent year's team competition. This includes the eight teams that reach the quarter-finals of the Champions Cup and the two finalists of the Challenge Shield.

However, pre-qualified teams must do all of the following in order to remain pre-qualified:

- Post in a publicly available location a team research report describing their work for the 2018 competition
- Publicly release code from that year's codebase, either in the form of a complete release (perhaps without behavior) or limited libraries. This release must be documented and coded in a way where it can be used by others.
- Submit a shortened application as required by the call for participation for the subsequent year's competition

A.7 Qualification penalties

There are a number of offenses which lead to qualification penalties being recorded against a team. These are as follows:

- Withdrawing from RoboCup after the final commitment deadline
- Failing to referee when assigned (Section A.5)
- Forfeiting a game (Section 3.15)

A team cannot be pre-qualified for RoboCup in the year following a qualification penalty. Furthermore, a qualification penalty is considered by the Technical Committee when reviewing applications and will negatively affect the assessment of a team's application. Multiple penalties accumulate and will result in an even more negative assessment of a team's application. Qualification penalties are considered for a period of three years following the offense.

Whenever a qualification penalty is recorded, all relevant details including any possible mitigating circumstances are also recorded and these will also inform the assessment of a team's application.

B Mixed Team Tournament

This section contains all rules regarding the mixed teams tournament.

For the 2018 tournament, pairs of teams will announce their partnership as part of the answer to the official call for application, as in last year's application. As part of the application, potential team pairs should announce the name of the second team, the mixed team name, and their proposed jersey color. Teams are strongly encouraged to change their mixed team partner from the previous year to spread the communication and behavior advancements.

B.1 Limitations

In 2018, the tournament will be limited to six mixed teams. Both teams comprising a mixed team should run their own codebase, but are encouraged to develop a layer for interoperability which could later be used to form mixed teams with other teams.

B.2 Process of the Tournament

The tournament will be played 6 vs 6 on a SPL field. Besides the number of players, all other normal SPL rules apply.

For the 2018 tournament, there will be 10 games in total: two round robins consisting of 3 teams each with 3 games, two semifinals, a 3rd place game, and a championship game. Hence, each mixed team would play a total of 2 to 4 games in the mixed team tournament.

If a penalty shootout is necessary after the group phase or in the final games, the following robot selection procedure will apply in order, where the home team consists of individual teams A and B, and the away team consists of the individual teams C and D:

1. Striker A vs Goalie C
2. Striker C vs Goalie B
3. Striker B vs Goalie D
4. Striker D vs Goalie A
5. Striker A vs Goalie D
6. Striker C vs Goalie A
7. Striker B vs Goalie C

8. Striker D vs Goalie B

If after these eight penalty kicks the result is still even, the teams will continue with the standard penalty shootout procedure and may select the participating robot for each kick from both individual teams.

C General Penalty Kick Challenge

This section contains the rules for the General Penalty Kick Challenge.

The previous year has shown significant improvements in penalty shootout skills. To foster this improvements and prepare for the future years this year another penalty shootout challenge will be held. The rules are a slightly modified version of the usual penalty shootout rules.

C.1 Process of the Tournament

The challenge will be held as a single elimination tournament as in the previous year. This means there will be:

- One Pre Top 16 round, consisting of all teams exclusive Top 8 of last year's competition.
- One Top 16 round, consisting of the top teams and winners of the Pre Top 16 round.
- The Top 8 round.
- The Top 4 round.
- The Final.

Moreover, it is mandatory to provide two referees per team for the challenge. The winner of the challenge will be awarded with a certificate.

The challenge will be held the day before the official competition starts. A schedule will be announced for match-makers and referees. Teams must hand their robots to the referees within 2 minutes of the previous penalty shoot-out concluding. No late robots will be accepted. Referees scheduled for the next shoot-out must be at the field and ready to referee when the previous shoot-out ends.

Violations of any of these rules will be recorded and may affect future qualifications.

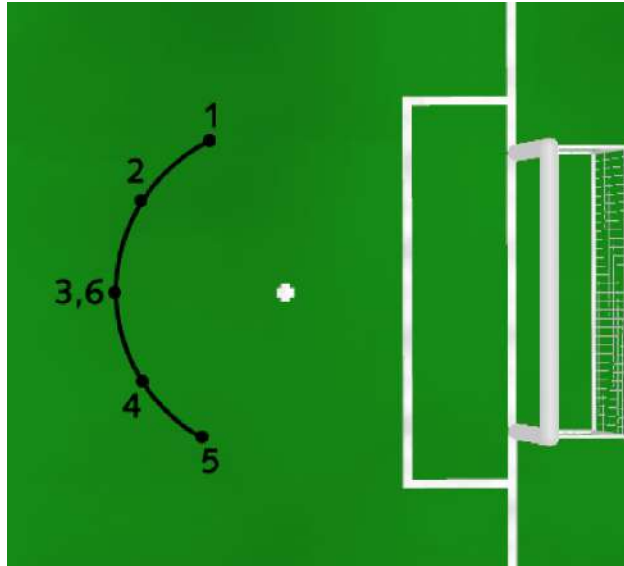


Figure 13: Possible striker positions for the General Penalty Kick Challenge.

C.2 Rule Modifications

The striker is positioned on circle segment of radius 1m and an opening angle of 120° around the penalty spot facing the ball. On this circle segment two spots to the left and two spots to the right with a distance of each 30° are marked as starting position (see Figure 13). For each round each team has to hand over one striker and one goalkeeper or just one robot if goalkeeper and striker are the same robot. Afterwards the head referee throws a die to determine the starting position as in Figure 13 for this round).

D Changes From 2017

This is a brief list of rule changes from 2017 to 2018.

Setup of the Environment

Robot Players

- Removed coach robot.
- SPL standard message packets per second reduced to three from five.

Game Process

- Introduced Free Kick rule.
- Reduced the time for a penalty kick from 45 to 30 seconds.
- Selection of penalty shootout robots is now done privately for each team by handing the referee a card with the selected number with no knowledge of the other teams decision.
- Removed goal keeper save rule.
- Simplified the Throw-in rule on side-out to "1 meter behind robot who last touched the ball".
- Penalties during the *ready* state result in a standard removal penalty instead of a manual placement and do not get manually positioned at the end of the ready phase.

Forbidden Actions and Penalties

- Increased penalty times (+10 sec for each penalty), no reset during half time.
- The penalty time counter does not change during *set* state.
- Extended the "Illegal Defender" rule due to the Free Kick rule.
- Clarified, that only two players may enter the team's penalty area at the same time during *all* game states.

The Official RoboCup Competition Rules

- Added an intermediate round between second round robin and quarterfinals for champions cup and challenge shield.
- The games between champions cup and challenge shield are now named promotion round.
- Added a subsection about the qualification process and requirements for participants.

Mixed Team Tournament

- Number of allowed mixed teams increased to 6 this year.
- Added a section for the penalty shootout procedure in a mixed team tournament.

General Penalty Kick Challenge

- Introduced a modified penalty shootout as a challenge for 2018.

E Future Changes

- Use a Free Kick instead of a Throw-In ("Kick-In").
- Place the ball on the sideline after a ball out.
- Replace the setup for the penalty kick with the setup described in the "General Penalty Kick Challenge" from this year.